

Your. Ref. Mr. Brea

**TOSI F.LLI SRL**  
Frazione Roccapietra, Z.I.  
Via Monte Rosa, 1  
**13019 VARALLO SESIA (VC)**

Our. Ref. Mrs. Bongioni

Provaglio d'Iseo, the 31<sup>st</sup> August 2010

**TEST REPORT Nr. 2010-1485/PC-2-e; page 1 di 28 of all**

*Description test material: N° 6 fittings made of brass designated:*

Sample 2010-1485/1: disassembled fitting galvanized 12 µm white trivalent + FINIGAR.  
Sample 2010-1485/2: disassembled fitting galvanized 12 µm white trivalent + FINIGAR.  
Sample 2010-1485/3: assembled fitting galvanized 12 µm white iridescent + FINIGAR 401.  
Sample 2010-1485/4: disassembled fitting galvanized 12 µm white iridescent trivalent +  
FINIGAR 401  
Sample 2010-1485/5: disassembled fitting with 8 µm Zn-Ni treatment trivalent passiv. + FINIGAR 401  
Sample 2010-1485/6: assembled fitting with 8 µm Zn-Ni treatment trivalent passiv. + FINIGAR 401

*Sampling: executed by the customer.*

*Ordinance date of samples and referential documents:* on the 05<sup>th</sup> May 2010 with RDP06170 of the 05<sup>th</sup> May 2010, and Delivery Document nr. 12 20 of the 04<sup>th</sup> May 2010.

*Reference offer/order:* offer Nr. 2010-2440 del 25<sup>th</sup> June 2010 and your order Nr B/10330 of the 28<sup>th</sup> June 2010, n° B10354 of the 09<sup>th</sup> July, n°B/10400 of the 28<sup>th</sup> July 2010 e n°B10411 del 02<sup>th</sup> August 2010.

*Known informations:*

As required during the test will be given special attention to the occurrence of greenish corrosion products. Such corrosion will be notified and the exposure will be suspended or continued by agreement

*Standard reference:* neutral salt spray test in accordance with UNI EN ISO 9227.

**AQM srl**

Via Edison 18 - 25050 Provaglio d'Iseo

Tel. centralino 030/9291711 - Telefax 030/9291777; Punto UNI CEI 030/9291700

Capitale sociale € 3.000.000,00 i.v. C.F./P IVA Reg. Impr. BS 01746710175 - Iscrizione R.E.A. BS n° 265091

Internet: <http://www.aqm.it>

E-mail: [segreteria@aqm.it](mailto:segreteria@aqm.it)

Type of test: NSS (neutral salt spray).

NSS test conditions:

- Solution: deionized water + NaCl 99.5% RPE (concentration 50 g / l)
- Inclination of samples in the chamber: the samples have been located on the inert support with an inclination between 25-30 °.
- Test temperature: 35 ° C
- pH of test solution: 7,0
- Density of the solution in the collecting devices: 1.032 g/cm<sup>3</sup>
- Volume of the solution in the collecting devices: 1,7 (ml / h per 80 cm<sup>2</sup>)
- Total exposure duration: 2000 hours
- Start test date: 02<sup>th</sup> July /2010
- End test date: 06<sup>th</sup> August /2010
- Preliminary conditioning of the sample / security cuts: cleaning with solvent

Observation : orderly control after 1250, 1360,1408, 1500, 1750 , 1912 and 2000 hours.

Analysis, tests and additional surveys:

- macroscopic examination

Equipments: salt spray chamber Angelantoni code CNS 1300 MA.6.CC.1

Note: test of corrosion in salt spray in accordance with UNI EN ISO 9227 under SINAL accreditation

Any opinion or comment contained in this test report is not subject to SINAL accreditation  
Equipments are to be intended under metrological validity.




**RESULT**  
**SALT SPRAY TEST CORROSION (NSS)**

As requested, items subjected to corrosion test, which results are reported in the test report nr. 2010-1485/PC-1, have been further exposed to neutral salt spray with steps of 250 hours, until the formation of corrosion or until reaching of 2000.



In the following table, are reported observations made at 1250, 1360,1408, 1500, 1750 , 1912 and 2000 hours.



FOLLOWS: 84 macrographies

Exposure time 1250 hours



	<p><b>Sample</b> 2010-1485/1</p>	<p><b>Exposure time</b> 1250 h</p>		<p><b>Sample</b> 2010-1485/1 body</p>	<p><b>Exposure time</b> 1250 h</p>
<p><b>Notes</b> Further extension of the oxidation with deposit of whitish salts and blackish-spotted (black spots). On the body, beginning of formation of yellow-brown spots.</p>		<p><b>Sample</b> 2010-1485/2</p>	<p><b>Exposure time</b> 1250 h</p>	<p><b>Sample</b> /</p>	<p><b>Exposure time</b> /</p>
<p><b>Notes</b> Further extension of the oxidation with deposit of whitish salts and blackish-spotted (black spots).</p>	<p><b>Notes</b> /</p>	<p><b>Notes</b> /</p>	<p><b>Notes</b> /</p>	<p><b>Notes</b> /</p>	<p><b>Notes</b> /</p>





		<p><b>Sample</b> 2010-1485/3 body</p>	<p><b>Exposure time</b> 1250 h</p>	<p><b>Exposure time</b> 1250 h</p>	<p><b>Notes</b> Beginning of formation of yellow-brown spots.</p>
---	---	---	--	--	---

		<p><b>Sample</b> 2010-1485/3 body</p>	<p><b>Exposure time</b> 1250 h</p>	<p><b>Exposure time</b> /</p>	<p><b>Notes</b> Further extension of the oxidation with deposit of whitish salts and blackish-spotted (black spots). On the body, beginning of formation of yellow-brown spots.</p>
---	--	---	--	-----------------------------------	---

<p><b>Sample</b> 2010-1485/4</p>	<p><b>Exposure time</b> 1250 h</p>	<p><b>Exposure time</b> /</p>	<p><b>Notes</b> Further extension of the oxidation with deposit of whitish salts and blackish-spotted (black spots).</p>
--------------------------------------	--	-----------------------------------	--

	
<p><b>Sample</b> 2010-1485/5</p>	<p><b>Sample</b> 2010-1485/5 bis</p>
<p><b>Notes</b> Further extension of the oxidation with deposit of whitish salts and blackish-spotted (black spots). Absence of corrosion phenomena.</p>	<p><b>Notes</b> Further extension of the oxidation with deposit of whitish salts and blackish-spotted (black spots). Absence of corrosion phenomena.</p>
<p><b>Exposure time</b> 1250 h</p>	<p><b>Exposure time</b> 1250 h</p>

	
<p><b>Sample</b> 2010-1485/6</p>	<p><b>Sample</b> /</p>
<p><b>Notes</b> Further extension of the oxidation with deposit of whitish salts and blackish-spotted (black spots). Absence of corrosion phenomena.</p>	<p><b>Notes</b></p>
<p><b>Exposure time</b> 1250 h</p>	<p><b>Exposure time</b> /</p>

Exposure time 1360 hours

		Exposure time	
		1360 h	
Sample		2010-1485/1	
Notes Any significantly worsening deterioration.			

		Exposure time	
		1360 h	
Sample		2010-1485/2	
Notes Any significantly worsening deterioration.			



		Exposure time	
		1360 h	
Sample		2010-1485/3	
Notes Any significantly worsening deterioration.			




		Exposure time	
		1360 h	
Sample		2010-1485/4	
Notes Any significantly worsening deterioration.			





	
<p><b>Sample</b> 2010-1485/5</p>	<p><b>Sample</b> 2010-1485/6</p>
<p><b>Exposure time</b> 1360 h</p>	<p><b>Exposure time</b> 1360 h</p>
<p><b>Notes</b> Any significantly worsening deterioration.</p>	<p><b>Notes</b> Any significantly worsening deterioration.</p>



Exposure time 1408 hours

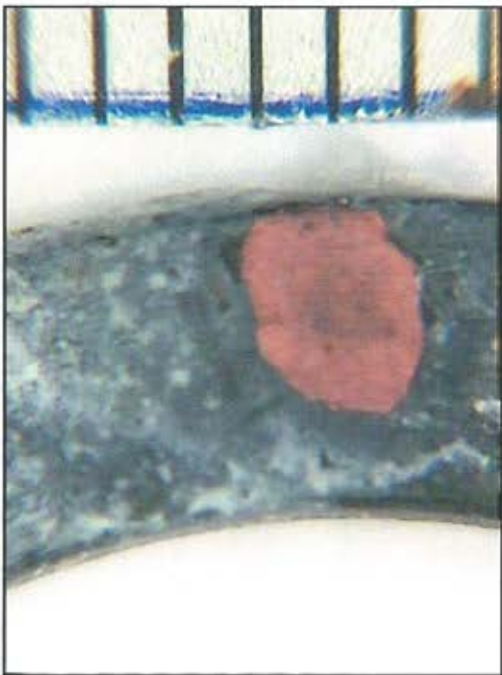

		<p><b>Exposure time</b> 1408 h</p>	
<p><b>Notes</b> Further extension of the oxidation with deposit of whitish salts and blackish-spotted (black spots). On the body, beginning of formation of surfacings copper-coloured and beginning of formation of copper-green coloured salts</p>	<p><b>Sample</b> 2010-1485/1</p>	<p><b>Sample</b> 2010-1485/1 detail of body</p>	<p><b>Exposure time</b> 1408 h</p> <p><b>Notes</b> On the body, beginning of formation of surfacings copper-coloured and beginning of formation of copper-green coloured salts.</p>



		<p><b>Exposure time</b> 1408 h</p>	
<p><b>Notes</b> Further extension of the oxidation with deposit of whitish salts and blackish-spotted (black spots). On the body, beginning of formation of yellow-greenish spots</p>	<p><b>Sample</b> 2010-1485/2</p>	<p><b>Sample</b> 2010-1485/2 detail of body</p>	<p><b>Exposure time</b> 1408 h</p> <p><b>Notes</b> On the body, beginning of formation of yellow-greenish spots.</p>




		<p><b>Sample</b> 2010-1485/3</p> <p><b>Exposure time</b> 1408 h</p>	
<p><b>Notes</b></p>	<p>Further extension of the oxidation with deposit of whitish salts and blackish-spotted (black spots). On the body, beginning of formation of surfacings copper-coloured and beginning of formation of copper-green coloured salts.</p>		
	<p><b>Sample</b> 2010-1485/3</p>	<p><b>Exposure time</b> 1408 h</p>	<p><b>Sample</b> 2010-1485/3 detail of body</p>
	<p><b>Notes</b></p>	<p>On the body, beginning of formation of copper coloured pittings and beginning of formation of copper-greenish salts.</p>	

		<p><b>Sample</b> 2010-1485/4</p> <p><b>Exposure time</b> 1408 h</p>	
<p><b>Notes</b></p>	<p>Further extension of the oxidation with deposit of whitish salts and blackish-spotted (black spots). On the body, beginning formation of copper-coloured and copper-greenish surfacings. On the washer, detachment of the coating with surfacing of the base material.</p>		
	<p><b>Sample</b> 2010-1485/4</p>	<p><b>Exposure time</b> 1408 h</p>	<p><b>Sample</b> 2010-1485/4 detail of body</p>
	<p><b>Notes</b></p>	<p>On the body, beginning formation of copper-coloured and copper greenish salts.</p>	

	<table border="1"> <tr> <td data-bbox="582 1400 662 2094"> <b>Sample</b> 2010-1485/4 detail of washer                 </td> <td data-bbox="662 1400 734 2094"> <b>Exposure time</b> 1408 h                 </td> </tr> <tr> <td colspan="2" data-bbox="662 1131 734 1400"> <b>Notes</b> On the washer, detachment of the coating with surfacing of the base material.                 </td> </tr> </table>	<b>Sample</b> 2010-1485/4 detail of washer	<b>Exposure time</b> 1408 h	<b>Notes</b> On the washer, detachment of the coating with surfacing of the base material.	
<b>Sample</b> 2010-1485/4 detail of washer	<b>Exposure time</b> 1408 h				
<b>Notes</b> On the washer, detachment of the coating with surfacing of the base material.					
	<table border="1"> <tr> <td data-bbox="582 481 662 1131"> <b>Sample</b> /                 </td> <td data-bbox="662 481 734 1131"> <b>Exposure time</b> /                 </td> </tr> <tr> <td colspan="2" data-bbox="662 67 734 481"> <b>Notes</b> /                 </td> </tr> </table>	<b>Sample</b> /	<b>Exposure time</b> /	<b>Notes</b> /	
<b>Sample</b> /	<b>Exposure time</b> /				
<b>Notes</b> /					

	<table border="1"> <tr> <td data-bbox="1300 1400 1380 2094"> <b>Sample</b> 2010-1485/5                 </td> <td data-bbox="1380 1400 1428 2094"> <b>Exposure time</b> 1408 h                 </td> </tr> <tr> <td colspan="2" data-bbox="1380 1131 1428 1400"> <b>Notes</b> Further extension of the oxidation with deposit of whitish salts                 </td> </tr> </table>	<b>Sample</b> 2010-1485/5	<b>Exposure time</b> 1408 h	<b>Notes</b> Further extension of the oxidation with deposit of whitish salts	
<b>Sample</b> 2010-1485/5	<b>Exposure time</b> 1408 h				
<b>Notes</b> Further extension of the oxidation with deposit of whitish salts					
	<table border="1"> <tr> <td data-bbox="1300 481 1380 1131"> <b>Sample</b> 2010-1485/5 detail of body                 </td> <td data-bbox="1380 481 1428 1131"> <b>Exposure time</b> 1408 h                 </td> </tr> <tr> <td colspan="2" data-bbox="1380 67 1428 481"> <b>Notes</b> Formation of deposit of whitish salts.                 </td> </tr> </table>	<b>Sample</b> 2010-1485/5 detail of body	<b>Exposure time</b> 1408 h	<b>Notes</b> Formation of deposit of whitish salts.	
<b>Sample</b> 2010-1485/5 detail of body	<b>Exposure time</b> 1408 h				
<b>Notes</b> Formation of deposit of whitish salts.					







	<p><b>Sample</b> 2010-1485/6</p> <p><b>Exposure time</b> 1408 h</p> <p><b>Notes</b> In the inner body, beginning of formation of green coloured salts.</p>
---	--



	<p><b>Sample</b> 2010-1485/6 detail of inner body</p> <p><b>Exposure time</b> 1408 h</p> <p><b>Notes</b> In the inner body, beginning of formation of green coloured salts.</p>
---	---





Exposure time 1500 hours



	
<p><b>Sample</b> 2010-1485/1</p> <p><b>Exposure time</b> 1500 h</p>	<p><b>Sample</b> 2010-1485/1 body</p> <p><b>Exposure time</b> 1500 h</p>
<p><b>Notes</b> Any significantly worsening deterioration.</p>	



	
<p><b>Sample</b> 2010-1485/2</p> <p><b>Exposure time</b> 1500 h</p>	<p><b>Sample</b> 2010-1485/2 body</p> <p><b>Exposure time</b> 1500 h</p>
<p><b>Notes</b> Any significantly worsening deterioration.</p>	

	
<p><b>Sample</b> 2010-1485/3 body</p>	<p><b>Exposure time</b> 1500 h</p>
<p><b>Notes</b> Any significantly worsening deterioration.</p>	<p><b>Notes</b> Any significantly worsening deterioration.</p>

	
<p><b>Sample</b> 2010-1485/4 body</p>	<p><b>Exposure time</b> 1500 h</p>
<p><b>Notes</b> Any significantly worsening deterioration.</p>	<p><b>Notes</b> Any significantly worsening deterioration.</p>









	
<p><b>Sample</b> 2010-1485/5 body</p>	<p><b>Exposure time</b> 1500 h</p>
<p><b>Notes</b> Any significantly worsening deterioration.</p>	



	
<p><b>Sample</b> 2010-1485/6 body</p>	<p><b>Exposure time</b> 1500 h</p>
<p><b>Notes</b> Any significantly worsening deterioration.</p>	




Exposure time 1750 hours



	
<p><b>Sample</b> 2010-1485/1</p>	<p><b>Sample</b> 2010-1485/1 detail of nut</p>
<p><b>Notes</b> Further extension of the oxidation with deposit of whitish and blackish-spotted (black spots). On the body, slight extension of surfacing copper coloured and, on the nut, beginning of surfacing copper-coloured.</p>	<p><b>Notes</b> On the nut, beginning of surfacing copper-coloured.</p>
	
<p><b>Sample</b> 2010-1485/2</p>	<p><b>Sample</b> 2010-1485/2 detail of body</p>
<p><b>Notes</b> Both on the hook and on the nut, further extension of the oxidation with deposit of whitish and yellow coloured salts</p>	<p><b>Notes</b> Slight extension of yellow-greenish spots.</p>
<p><b>Exposure time</b> 1750 h</p>	<p><b>Exposure time</b> 1750 h</p>

	
<p><b>Sample</b> 2010-1485/3</p>	<p><b>Sample</b> 2010-1485/3 detail of body</p>
<p><b>Notes</b> Further extension of the oxidation with deposit of whitish salts and blackish-spotted (black spots). Further extension of surfacing of copper coloured pitting and greenish spots.</p>	<p><b>Notes</b> Further extension of surfacing of copper coloured pitting and greenish spots.</p>
<p><b>Exposure time</b> 1750 h</p>	<p><b>Exposure time</b> 1750 h</p>

	
<p><b>Sample</b> 2010-1485/ 4</p>	<p><b>Sample</b> 2010-1485/4 detail of body</p>
<p><b>Notes</b> Further extension of the oxidation with deposit of whitish salts and green-spotted (green spots).</p>	<p><b>Notes</b> Formation of greenish salts.</p>
<p><b>Exposure time</b> 1750 h</p>	<p><b>Exposure time</b> 1750 h</p>



		<b>Exposure time</b> 1750 h	
		<b>Sample</b> 2010-1485/4 detail of washer	<b>Exposure time</b> 1750 h
<b>Notes</b> Any significantly worsening deterioration.			
<b>Sample</b> /		<b>Exposure time</b> /	
<b>Notes</b> /			

		<b>Exposure time</b> 1750 h	
		<b>Sample</b> 2010-1485/5	<b>Exposure time</b> 1750 h
<b>Notes</b> Any significantly worsening deterioration.			
		<b>Exposure time</b> 1750 h	
<b>Sample</b> 2010-1485/5	<b>Exposure time</b> 1750 h		
<b>Notes</b> Any significantly worsening deterioration.			





<b>Sample</b>	<b>Exposure time</b>
2010-1485/6	1750 h

**Notes** Any significantly worsening deterioration.



<b>Sample</b>	<b>Exposure time</b>
2010-1485/6 detail of inner body	1750 h

**Notes** Any significantly worsening deterioration.

Exposure time 1912 hours



**Sample**  
2010-1485/1

**Exposure time**  
1912 h

**Notes** Any significantly worsening deterioration.



**Sample**  
2010-1485/1 detail of body

**Exposure time**  
1912 h

**Notes** Any significantly worsening deterioration.



**Sample**  
2010-1485/1 detail of body

**Exposure time**  
1912 h



**Notes** Any significantly worsening deterioration.



**Sample**  
/



**Exposure time**  
/



**Notes** /





	<p><b>Sample</b> 2010-1485/2</p> <p><b>Exposure time</b> 1912 h</p>		<p><b>Sample</b> 2010-1485/2 detail of body</p> <p><b>Exposure time</b> 1912 h</p>
<p><b>Notes</b> Any significantly worsening deterioration.</p>		<p><b>Notes</b> Any significantly worsening deterioration.</p>	



	<p><b>Sample</b> 2010-1485/3</p> <p><b>Exposure time</b> 1912 h</p>		<p><b>Sample</b> 2010-1485/3 detail of body</p> <p><b>Exposure time</b> 1912 h</p>
<p><b>Notes</b> Any significantly worsening deterioration.</p>		<p><b>Notes</b> Any significantly worsening deterioration.</p>	

	
<p><b>Sample</b> 2010-1485/4</p>	<p><b>Sample</b> 2010-1485/4 detail of body</p>
<p><b>Exposure time</b> 1912 h</p>	<p><b>Exposure time</b> 1912 h</p>
<p><b>Notes</b> Any significantly worsening deterioration, except for the slight copper-coloured surfacing, on the body.</p>	<p><b>Notes</b> On the body, beginning of slight copper-coloured surfacing</p>

	
<p><b>Sample</b> 2010-1485/4 detail of body</p>	<p><b>Sample</b> /</p>
<p><b>Exposure time</b> 1912 h</p>	<p><b>Exposure time</b> /</p>
<p><b>Notes</b> Any significantly worsening deterioration.</p>	<p><b>Notes</b> /</p>



			
<b>Sample</b> 2010-1485/5		<b>Sample</b> 2010-1485/5 detail of body	
<b>Exposure time</b> 1912 h		<b>Exposure time</b> 1912 h	
<b>Notes</b> Any significantly worsening deterioration..		<b>Notes</b> Any significantly worsening deterioration.	

			
<b>Sample</b> 2010-1485/6		<b>Sample</b> 2010-1485/6 detail of inner body	
<b>Exposure time</b> 1912 h		<b>Exposure time</b> 1912 h	
<b>Notes</b> Any significantly worsening deterioration.		<b>Notes</b> Any significantly worsening deterioration.	

Exposure time 2000 hours



<b>Sample</b>	<b>Exposure time</b>	<b>Sample</b>	<b>Exposure time</b>
2010-1485/1	2000 h	2010-1485/1 detail of body	2000 h

**Notes** Any significantly worsening deterioration, except for the beginning of copper-coloured pitting, on the washer and on the o-ring.

**Notes** Any significantly worsening deterioration.







<b>Sample</b>	<b>Exposure time</b>	<b>Sample</b>	<b>Exposure time</b>
2010-1485/1 detail of nut	2000 h	2010-1485/1 detail copper-coloured pitting of nut	2000 h


**Notes** Copper-coloured pitting, on the washer and on the o-ring.



**Notes**



	
<p><b>Sample</b> 2010-1485/1 detail of washer</p>	<p><b>Sample</b> 2010-1485/1 detail of o-ring</p>
<p><b>Exposure time</b> 2000 h</p>	<p><b>Exposure time</b> 2000 h</p>
<p><b>Notes</b></p>	

	
<p><b>Sample</b> 2010-1485/2 detail of body</p>	<p><b>Sample</b> 2010-1485/2</p>
<p><b>Exposure time</b> 2000 h</p>	<p><b>Exposure time</b> 2000 h</p>
<p><b>Notes</b> Slight extension of copper-coloured surfacing.</p>	<p><b>Notes</b> Any significantly worsening deterioration, except for a slight extension of copper-coloured surfacing on the nut and on the thread of the body.</p>

	
<p><b>Sample</b> 2010-1485/2 detail of thread</p>	<p><b>Exposure time</b> 2000 h</p>
<p><b>Notes</b> Slight extension of copper-coloured surfacing.</p>	<p><b>Sample</b> /</p> <p><b>Exposure time</b> /</p> <p><b>Notes</b> /</p>

	
<p><b>Sample</b> 2010-1485/3</p>	<p><b>Exposure time</b> 2000 h</p>
<p><b>Notes</b> Any significantly worsening deterioration.</p>	<p><b>Sample</b> 2010-1485/3 detail of body</p> <p><b>Exposure time</b> 2000 h</p> <p><b>Notes</b> Any significantly worsening deterioration.</p>






**Sample** 2010-1485/4  
**Exposure time** 2000 h

**Sample** 2010-1485/4 detail of body  
**Exposure time** 2000 h

**Notes** Any significantly worsening deterioration.

**Notes** Any significantly worsening deterioration.






**Sample** 2010-1485/4 detail of washer  
**Exposure time** 2000 h

**Sample** /  
**Exposure time** /

**Notes** Slight extension of the detachment of the coating

**Notes** /

	<p style="text-align: center;">/</p>
<p><b>Sample</b> 2010-1485/5</p>	<p><b>Exposure time</b> 2000 h</p>
<p><b>Notes</b> Any significantly worsening deterioration.</p>	<p><b>Sample</b> /</p>
<p><b>Exposure time</b> /</p>	<p><b>Notes</b> /</p>

	
<p><b>Sample</b> 2010-1485/6</p>	<p><b>Exposure time</b> 2000 h</p>
<p><b>Notes</b> Any significantly worsening deterioration.</p>	<p><b>Sample</b> 2010-1485/6 detail of inner body</p>
<p><b>Exposure time</b> 2000 h</p>	<p><b>Notes</b> Any significantly worsening deterioration.</p>




At your disposal for any further deepening.

Best regards


File Manager  
(Bongioni Laura)



Head of Dept  
(Pozzi p.i. Fabio)



Laboratory Manager  
(Ceselin p.i. Gabriele)



Quality Control AQM



- Notes:
- \* This relation cannot be partially reproduced without written AQM approval.
  - \* Photocopies or fax copies of this report are not recognized as official documents of AQM Srl Laboratory.
  - \* Test results exclusively concern the tested samples, that will be stocked a maximum of 30 days from date of report, if non otherwise accorded on the order.
  - \* If E-mail transmitted, this document cannot be modified without AQM written authorisation. As to the data validity, only the original report stocked in AQM Srl will be considered.

AQM srl

Via Edison 18 - 25050 Provaglio d'Iseo

Tel. centralino 030/9291711 - Telefax 030/9291777; Punto UNI CEI 030/9291700

Capitale sociale € 3.000.000,00 i.v. C.F./P IVA Reg. Impr. BS 01746710175 - Iscrizione R.E.A. BS n° 265091

Internet: <http://www.aqm.it>

E-mail: [segreteria@aqm.it](mailto:segreteria@aqm.it)